

**Saint Mary's
University**

WITHOUT LIMITS.

**Now that you're accepted...
let's get started!**





Welcome to Saint Mary's University




Congratulations on your acceptance to Saint Mary's University! Your acceptance is your first step in joining an internationally recognized university known for its personal attention, small class sizes, and innovative programs.

When you join the Saint Mary's community, you will benefit from unique perspectives of students from around the world, from professors who know your name, and from opportunities to gain hands-on experience through study abroad, undergraduate research, field trips, labs, co-op, and much more. You will thrive in a learning environment that values academic growth, intercultural competence, engagement with community both locally and globally, and the search for ethical wisdom. These are big goals but achieving them will give you the tools needed to be a global citizen and to shape your future.

Thank you for choosing Saint Mary's University for your undergraduate education. I look forward to welcoming you to our vibrant, safe and diverse community, to celebrating your future success, and to seeing what you can do to build a World Without Limits.

Robert Summerby-Murray

President and Vice Chancellor, Saint Mary's University



Your SMU Student ID

Before you can activate your SMU Student ID, you must **accept your admission offer** through the application portal and **submit your admission deposit**. This non-refundable deposit will be posted to your student account and will be applied to your first term tuition when it is due. By accepting your offer of admission and confirming you will attend Saint Mary's University, we can help you prepare for your arrival and communicate important dates and reminders. Your admission deposit reserves your spot at the university and allows you to activate your SMU student ID, apply for residence and register for courses when registration opens for the term.

If you are "activating" your SMU account for the first time:

- Go to the "Activate Your Account" page at activate.smu.ca
- Enter your A-Number and PIN (your initial PIN is your date of birth in DDMMYY format)
- Create your account password
- An s-Number and SMU email will then be displayed for your use and to access to various systems (as explained on that page)

SMU Email Address & Login Credential for email use and also to log in and access the following:

- On-campus computers and WiFi
- Office 365: Your SMU Outlook email account, MS Office software including Word, Excel, and PowerPoint.
- Self-Service Banner: used for **course registration, viewing your tuition/fees** (account summary by term), final grades, tax forms, and much more. Go to smu.ca, Click "Quick Links" from top right corner, Select "Self-Service Banner"

sNumber Login Credential for use and access to the following:

- SMUPOINT: used to access Brightspace (Learning Management System) from within SMUPOINT
- Where you apply for residence via the Residence Portal
- Access course content, announcements, and current grades
- SMUSA health/dental plan (SMUSA Health Waiver)

Go to <http://smuport.smu.ca/>

You may be requested to use your s-Number for other system logins.

Need help?

Go to Enterprise Information Technology Support (Go to <https://ppm.smu.ca/> > Knowledge Base > Accounts & Passwords) for instructions on how to create and activate your Student ID s-Number and more!

Your second home

What better way to immerse yourself in the Saint Mary's community than living on campus? Living in residence connects you to university life and is a great way to gain new experiences and meet friends. Our student housing is connected to the rest of campus, students don't even need to go outside to get to their classes! Students can choose between various housing options including single and apartment-style rooms. Applications for residence open as early as February 1, but note that space is limited and we strongly encourage you to apply early. Your residence deposit is due by May 15. Applications for residence are still considered as space allows after May 15. For more information on housing options, please visit smu.ca/residence.

If you are interested in living on campus, please complete the following steps:

1. Log in to SMUport (<http://smuport.smu.ca/>) using your s-Number and click the "Residence" tab.
2. The Residence Portal is where you can pay your \$25 residence application fee, create a student profile, and select your residence room preferences.
3. Once your application has been completed, you will receive an email from the Centre for Housing & Residence Life with a Residence Agreement (contract).
4. Return the completed Residence Agreement and pay the confirmation deposit by May 15 to ensure that your residence bed space is reserved.

Contact residence.housing@smu.ca with any questions regarding residence.

Meal Plans are mandatory for students who live in Loyola and Vanier. Students living in Rice are only required to have a modified minimum meal plan. All students who are confirmed in our residences are defaulted to the All Access meal plan, which provides unlimited access to the Dockside Dining Hall. Students who would like to change their meal plan are able to do it up until the date when semester fees are due.



Academic Advising

Before you register for your first year classes, take the time to map out what your first year will look like. Your first year classes will provide a solid foundation for your degree program.

Each degree program has a set of recommended first-year courses that you can find on the Planning & Registration section of our website at smu.ca/register.

If you are having trouble choosing courses, please contact an Academic Advisor:

Bachelor of Arts and Environmental Studies

Tel: 902.420.5437

Email: BAadvising@smu.ca

Bachelor of Science

Tel: 902.420.5661

Email: advisor.science@smu.ca

Bachelor of Commerce

Tel: 902.491.6532

Email: bcomm.advising@smu.ca

Diploma in Engineering

Tel: 902.420.5695

Email: engineering@smu.ca



You can also check out the courses offered at Saint Mary's in our Academic Calendar at smu.ca/calendar

Register for your classes

Before you can register for your classes, **you must accept your offer of admission and submit your confirmation deposit** through the application portal at <https://smuca.elluciancrmrecruit.com/Apply/Account/Login>.

Your admission deposit reserves your spot at the university and allows you to register for courses when registration opens for the term.

When you register for courses, you hold a seat in each class. Please be aware your courses have a financial and academic component and Saint Mary's University has set withdrawal dates and payment due dates. We require students to complete their registration and pay their tuition and fees before the deadline.

- Go to www.smu.ca, click "**Quick Links**" from top right corner, Select "**Self-Service Banner**"
- Click "**Enter Secure Area**"
- Enter your Saint Mary's email and password
- Search and register for your classes

We developed a video tutorial to assist you with the course registration process. You can find the video at smu.ca/register. You will also find detailed instructions on how to register for classes on our website.

Please note, registration for new undergraduate students begins in late April/early May. Keep an eye on your email for course registration updates!

For course registration questions contact our Centre for New Students at cns@smu.ca



Money Matters

Renewable Entrance Scholarships

Saint Mary's University automatically assesses new applicants for renewable entrance scholarships until **March 1**.

Admission Awards

Apply online for Presidential, International Baccalaureate Presidential, Santamarian, Sobey Innovator Scholarships for Bachelor of Commerce Students, and additional scholarships by **March 1**. Visit smu.ca/scholarships for more information.

Tuition and Related Student Fees


Tuition is determined on a course-by-course basis. Find your tuition cost by going to smu.ca/calculator. You can pay tuition online through Self-Service Banner using our Interac Online process. Check the website for payment due dates and the deadline to add and drop courses.

Students who have adequate health coverage in Canada can opt out of the Saint Mary's University Student Association's (SMUSA) health coverage in SMUport with appropriate documentation. See studentvip.ca/smusa for more information.

Student Loans

Student loans are available to Canadian students at the federal and provincial levels. The application process takes time, so apply through your province of residence as early as May or June. Visit canlearn.ca for more information.

International students should check with local government and banking contacts. Students from the United States can use U.S. student loans at Saint Mary's University.





Your first week on campus

Residence Move-in

Your first week on campus is a very exciting time! If you have chosen to live in residence, your first step will be to move into your residence room and meet your new floor mates. More information regarding the move-in process will be communicated to you once you reserve your room in residence (by paying your residence confirmation deposit and submitting your signed Residence Agreement through the residence portal).

Welcome Weeks

One of the best ways to start your university experience is by participating in Welcome Weeks. Welcome Weeks are led by students and staff who are passionate about Saint Mary's and want to ensure that your experience as you arrive on campus is the best that it can be.

Service Expo

One of the first places you'll want to visit when you arrive on campus will be the Service Expo. This is where you can pick up your Student ID card, your Halifax Transit U-Pass (bus pass), and your SMUfit membership to the Homburg Centre for Health and Wellness (our gym).

Bookstore

You'll also want to visit the bookstore when you arrive. Be sure to bring a list of your classes so you can pick out the right books for your course. Please note, eBooks are also available online, along with Saint Mary's University gear, at bookstore.smu.ca.





Get to know Saint Mary's

Use the campus map to find where your classes will be located

As you'll see on the next page, the great thing about the Saint Mary's campus is that it is all within one city block. This means that your classes will never be more than a five-minute walk away. The location of each class can be found on your Week at a Glance schedule on Self-Service Banner.

Take a tour

If you plan to visit our campus before classes begin, we encourage you to take a tour. A student ambassador would be happy to show you around campus. To arrange a campus tour, please go to smu.ca/campustours.

Take a virtual tour

If you're not able to visit the campus, you can still get a feel for campus through a virtual tour. Check us out online at smu.ca/virtualtour.




Stay informed - follow us on:



@smufuturestudents



facebook.com/smufuturestudents



Saint Mary's University



On-campus support

From the day you arrive on campus to the day you walk across the stage at convocation, there are staff members to help you find what you need at Saint Mary's. Here are some places on campus that you should know:

Centre for New Students (CNS)

Located in the McNally building lobby, the CNS is a great resource for new students who need help navigating Self-Service Banner for registration. They can also provide campus tours and program information. To book a campus tour, please visit smu.ca/campustours.

Service Centre


Located in the beautifully restored McNally building in room MM108, the Service Centre is your first stop for general inquiries. Financial Aid & Awards is located in the Service Centre, so collectively the Service Centre can assist you with questions about student loans, scholarships and bursaries, funding, payments, confirmation of enrolment letters, and general registration inquiries. Contact servicecentre@smu.ca for more information.

Student Centre

The Student Centre is where you will find the campus book store, Saint Mary's University Student Association, and Student Affairs and Services.

Student Affairs and Services has lots of support for Saint Mary's students including the Student Employment Centre, Career and Experiential Learning, Health Centre, Co-op Office, Student Success Coordinator, Fred Smithers Centre for Student Accessibility, Indigenous Student Advisor, Black Student Advisor and the International Student Centre.





**Saint Mary's
University**

smu.ca

There's no better way to get a feel for
the university than to see it for yourself!
Book a campus tour or check out our virtual tour
smu.ca/campustours • smu.ca/virtualtour

Contact Information

Book a meeting at smu.ca/contactus

Email: recruitment@smu.ca

Tel: 902.420.5415